

PrimeTrust
FINANCIAL
FEDERAL CREDIT UNION

GRANNY'S Goodies

Goodie of the Month



OCTOBER

Celebrate our new name
with a new backpack!




NOVEMBER

Make your own picture
frame for Fall.



DECEMBER

Create this special ornament
for yourself or as a gift.



Changing Names

Do you ever wish you could change your name? Maybe when your Mom or Dad uses your first AND middle name - then you really know you are in trouble. Well, WGE wasn't in any trouble, just the opposite - good things were happening. They were growing and offering new things to their members. After 75 years, WGE decided it was time to change it's name, so we are now PrimeTrust Financial Federal Credit Union. Nothing else really changed. You can still bring your money here to deposit and we promise to keep it safe. The same people still work here and I'll still be here to help you learn all about money. Have your parents bring you buy to see the new signs and get a backpack - all the kids get one in October!

PrimeTrustTM
FINANCIAL
FEDERAL CREDIT UNION

Who wrote 'Twas The Night Before Christmas?

According to Granny's research, the poem, *A Visit From St. Nicholas*, more commonly known as *'Twas the Night Before Christmas*, has been a classic since its first appearance in the *Troy Sentinel* in 1823. The poem was published anonymously and, as excitement over the verses grew, everyone wanted to know the name of the author. In 1837, Clement Clarke Moore, a biblical scholar in New York City, allowed his name to be attached as author and, in 1844, he included the piece in his own book, *Poems*. Moore explained that he had written the poem on the Christmas Eve of 1823.

Halloween - Did You Know...

90% of parents admit to sneaking goodies from their kids' Halloween trick-or-treat bags.

There are no words in the dictionary that rhyme with orange, the color of pumpkins.

In the United States, the first citywide Halloween celebration was in Anoka, Minnesota in 1921.

More than 93% of children, under the age of 12, will go out trick-or-treating.

About 50% of adults dress up for Halloween, while 67% take part in the activities, such as parties, decorating the house and trick-or-treating with their children.

86% of Americans decorate their house for Halloween.

October is National Chili Month

Make your family a pot of the best chili in town using this recipe.

- 2 lbs. ground beef
- 29 oz. can tomato sauce
- 29 oz. can kidney beans
- 29 oz. can pinto beans
- 1 c diced onion
- ½ c diced green chilies
- ¼ c diced celery
- 3 tomatoes, chopped
- 2 t cumin
- 2 T chili powder
- 1 ½ t black pepper
- 2 t salt
- 2 c water

Have an adult brown the ground beef, drain. Ask the adult to cut up the veggies, but you can measure them. Carefully open all of the cans. Combine beef and all other ingredients in a large pot. Bring to a simmer over low heat. Cook 2 to 3 hours, carefully stirring often.

Note: You may substitute 2 cans tomatoes with green chilies for chopped tomatoes and diced chilies.

MAGIC SQUARES

In these squares, the sum of the numbers in each column, row, and diagonal of the squares are equal.

9	2	
4		8
5	10	

Treat-or-Treat Safety

1. Wear comfortable shoes.
2. Carry a flashlight.
3. Wear something with a reflector on it - you can even find reflector tape at your local home improvement store.
4. Go out before dark. The big kids tend to flood the streets later at night making it hard for you to trick-or-treat.
5. Never go into a strangers house, even if they ask you to come in while they go and get some candy.
6. Have a parent check all homemade or unwrapped treats.
7. When walking down the street, have the adult walk closest to the road, and you should walk closest to the houses.
8. Do not run ahead of the adults. It's very easy to get carried away and accidentally run into the road.
9. Do not pet strange animals while trick-or-treating. Though you really shouldn't ever pet someone's animal without being invited to do so, you especially shouldn't during trick-or-treating where your costume or other costumes may be scary or confusing to the animal.
10. Do not eat candy as you go.
11. Always be nice, even when people do not have any candy to give out.
12. Do not knock on doors where the lights are off.
13. Have a plan before you start. If you are walking in an unfamiliar neighborhood, it is easy to get lost.
14. When you get home, have a parent check all of the candy before you eat any of it.

How to "BOO!" Your Neighbors

A Boo-Gram is a mysterious note you leave on a neighbor's door, usually with some kind of treat for the kids in the family, or for everyone. The note is usually a poem. You also leave a large Boo! sign with the note and bucket/basket. The sign or decoration tells other neighbors that this house has already been "hit".

You choose whatever you want to give for treats. They usually vary from candy to small kid's toys, to hand towels to magazines. To keep the chain going, when you get Boo'd, you need to Boo one or two other neighbors.

Half the fun is ringing the doorbell and running away! Kids love to get in on this and it's even more fun when they choose which neighbors to Boo and pick out some of the treats.

Don't wait for someone else to begin the Boo! It's easy to start your own and your neighbors will thank you!

How to Start a Boo!

1. Make up two Boo buckets/baskets/bags
2. Print a Boo gram – with parents permission, check the Internet
3. Determine who you are going to Boo
4. Ring the doorbell
5. RUN!

HOLIDAY NAPKIN RINGS

These napkin rings take you down memory lane and serve as place markers too.

Materials

- * Digital images of old photos
- * Scissors
- * Glue
- * Scrapbook paper
- * Tape

Instructions

1. Gather digital images or scan old photos. Print each photo and trim it into a square, then glue it to scrapbook paper and trim the paper to leave a 1/4-inch border on all sides.
2. Cut a paper strip (ours is 1 3/4 by 8 1/2 inches), fold it into four equal parts to make a squared-off ring, insert a rolled napkin, and tape the ring ends together. Use tape to attach the mounted photo to the ring.



November 2 is Cookie Monster Day! Cookie Monster is a voracious monster and one of the main characters on Sesame Street. Covered with blue fur and possessing a pair of googly eyes, Cookie Monster has an insatiable appetite. As his name implies, his primary craving is cookies, but he can (and often does) consume anything and everything, from apples and pie to letters, flatware, and hubcaps. Usually when he eats something, he makes loud munching noises, usually like "AWWWWM-num-num-num-num..." In a 2004 segment of Sesame Street, Cookie Monster revealed in song that before he started eating cookies (and became "Cookie Monster"), his name was....

Search this issue for Cookie Monster's real name.

Alphabet Thanksgiving Dinner

Create an alphabet dinner by asking everyone to write the names of a food they might have for Thanksgiving dinner by using each letter of the alphabet. An example might be:

- A - apple pie
- B - biscuits
- C - cranberry sauce
- D - dressing

MONEY MATTERS




Understanding the Bicentennial Quarter

Images for coins often tell a story or remind people of a big idea. The bicentennial quarter commemorates the 200-year anniversary of the colonists' independence from Great Britain. The 13 stars represent the original 13 colonies and the soldier is playing a drum, which was used to help the soldiers all march together. The words "E PLURIBUS UNUM" is etched in the quarter which means "Out of many, one" in Latin. Now you know the big idea behind the bicentennial quarter.



FOOTBALL BINGO

Take the list of bingo words below and write any 24 of them on a bingo card in your choice of spaces. During a televised football game, mark off your game card using regular bingo rules as the announcers say the words on TV. The first one to BINGO (decide on covering the card or just one line) wins a prize.



- | | | | |
|-------------|--------------|-------------|--------------|
| football | off sides | penalty | timeout |
| touchdown | throw | grass | huddle |
| goal | scrimmage | field | punt |
| run | coach | goal post | defense |
| down | yards | kick | offense |
| quarterback | points | game | quarter |
| center | halfback | cheer | halftime |
| helmet | fullback | fans | score |
| spike | running back | cheerleader | team |
| tackle | uniform | bench | interception |



Trim-A-Tree


My grandchildren have made this craft project for me over the years. I love hanging them on my tree each year remembering each grandchild who made them.

Materials

- * Strong scissors
- * Craft sticks
- * Tacky glue
- * Green and brown acrylic paint
- * Sequins or buttons
- * String

Instructions

1. Have an adult use scissors to trim several craft sticks to lengths ranging from around 1 1/2 to 3 3/4 inches.
2. Choose six pieces, including one full-sized stick, and arrange them from shortest to longest on a craft stick. Glue the pieces, then let them dry.
3. Paint the tree green and brown. After the paint is dry, add sequin ornaments or buttons with glue. Tie a loop of string around the top of the tree for hanging. Don't forget to write the year and your name on your tree so you can always have special memories too!



Scavenger Hunt

Rain or shine this game is sure to be fun for the whole family. See who can find the items the fastest. When everyone is finished, dump the items in a big pile and sort them into groups that are alike.

- Find something smaller than you
- Find something alive
- Find something no longer living
- Find something older than you
- Find something that feels soft
- Find something that is rough
- Find something that begins with the letter T
- Find something that smells good
- Find something green
- Find something yellow
- Find something that is beautiful
- Find Cookie Monster's real name, which is Sid

What do skeletons use to communicate?
Cellbones!

How do you make seven even?
Take away the "s"!

Answers:

Magic Squares - Top Row 9, 2, 7; Middle Row 4, 6, 8; Bottom Row 5, 10, 3