

Evolution of the United States Flag

No one knows with absolute certainty who designed the first stars and stripes or who made it. Congressman Francis Hopkinson seems most likely to have designed it, and few historians believe that Betsy Ross, a Philadelphia seamstress, made the first one.

Until the Executive Order of June 24, 1912, neither the order of the stars nor the proportions of the flag was prescribed. Consequently, flags dating before this period sometimes show unusual arrangements of the stars and odd proportions, these features being left to the discretion of the flag maker. In general, however, straight rows of stars and proportions similar to those later adopted officially were used. The principal acts affecting the flag of the United States are the following:

On June 14, 1777, in order to establish an official flag for the new nation, the Continental Congress passed the first Flag Act:

“Resolved, that the flag of the United States be made of thirteen stripes, alternate red and white; that the union be thirteen stars, white in a blue field, representing a new Constellation.”



Goodie of the Month



Blow some bubbles.

July



Have fun with a beach ball.

August



Get a new bookmark for school.

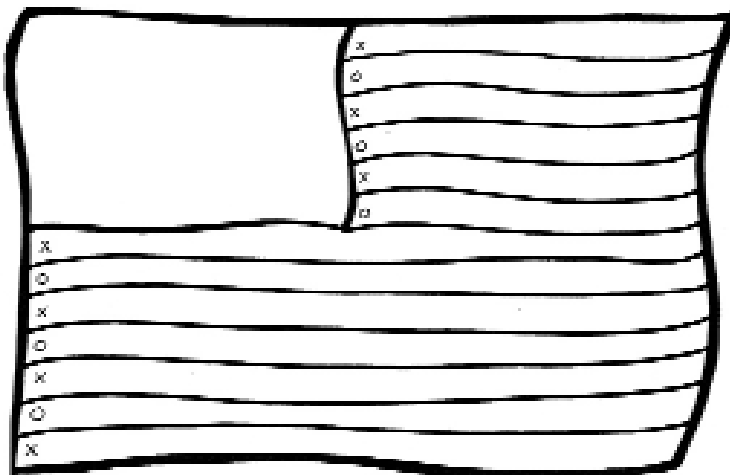
September


DID YOU KNOW...

When displaying the American flag against a wall, either vertically or horizontally, the flag's stars should be at the top, to the flag's own right, and the observer's left.

The American

Flag: Do you know why the flag is red, white, and blue; or why there are 13 stripes and 50 stars on the flag? Blue stands for justice. Red is for courage. White is for purity. The 13 stripes represent the 13 original colonies, and there are 50 stars for the 50 states. Color this flag. "X" should be red, and "O" should be white. Add 50 stars to complete it.





CHOCOLATE DIPPING SAUCE

- 1 (3.5 oz.) Chocolate Pudding Cup (single serving size)
- 2 tablespoons Creamy Peanut Butter

2 tablespoons Strawberry Jelly
Things to Dip, like fruit, graham crackers, cookies

Mix the first three ingredients until well blended. Dip your favorite items into the creamy sauce. Try using different jellies, like grape or applebutter.

Credit Union Word Scramble

Unscramble these words for things you might find at your credit union.

1. mynoe _____
2. pedtios _____
3. lleetr _____
4. itcder drac _____
5. uvalt _____
6. uristyec drgua _____
7. cnsio _____
8. mmrbees _____
9. kcourse _____
10. snoal _____

The Straight Face Game

Looking for a new game to play in the car on the way to the beach? This one can be very funny. Someone is "it" and the others pick a phrase for them. Try "a cat's tail." The others ask them questions, and they must answer with "a cat's tail." Others ask the person who is "it" questions like,

What do you brush your teeth with?

What is your favorite breakfast food?

What would you write with?

What do you comb your hair with?

When they laughs, it is someone else's turn to be "it."

And you pick another phrase.

Try these phrases:

My monkey's moustache

Four fragrant flowers

Humpty Dumpty's hat

Silly Sally's seven snakes

Sea Life Jokes

1. What did the shrimp say after his dinner?
2. What kind of dog lives on the beach?
3. What kind of fish like suntans?
4. What is the smallest thing on the beach?



KNOTT : "Who's calling?" was the answer to the telephone.

WATT : "Watt."

KNOTT : "What is your name, please?"

"WATT : "Watt's my name."

KNOTT : "That's what I asked you. What's your name?"


WATT : "That's what I told you. Watt's my name."After a long pause...

WATT : "Is this James Brown?"

KNOTT : "No, this is Knott."

WATT : "Please tell me your name."

KNOTT : "Will Knott."



Pizza-To-Grow Kit

Get the family together and make this easy Pizza-To-Grow Kit from an old pizza box. Your family can have fun learning all about plants used to make pizza.

To make the kit, cut holes in the lid of the box with an adults help. Place small potted seedlings in each hole. You can grow tomato, pepper, onion, oregano, basil, or your favorite ingredient!

This could make a great gift. Just add a gift certificate for a pizza or some yeast and flour to make homemade crust.

WAVE JAR



Find baby food jars, vegetable oil, water and food coloring. Fill each of the baby food jars halfway with water and add two or three drops of food coloring. Then fill each jar to the top with the oil. Screw the lid on tightly. If necessary and with the help of an adult, seal the lid with hot glue and allow it to cool. Shake the jars back and forth to create waves. What happens to the water and the oil? How about if you shake it really hard? Let it set for a while and now watch what happens. Cool, huh?

MONEY MATTERS

PLAY GROCERY STORE

Set up a pretend grocery store using pretend food and empty cardboard food boxes. Have an adult price the groceries according to their usual grocery store price. Have your parents give you a budget close to the family's normal household grocery budget and a list of items you need to buy. "Shop" in your grocery store and add item prices with a calculator. See if you can stay within the budget while still buying everything on the list. Try writing down the prices of the items you would buy if you were the primary food shopper in the house. Add up the prices of these items and see how close to the budgeted amount you can get. Ask your parents if you can help buy the groceries next time it's time to go to the supermarket and test your skills for real!



Back To School

Granny knows you don't want to think about going back to school, but you know you have to go back and learn, so here's a list of some of the local schools. I found the days on the Web in June, so it would be best if you check again to make sure nothing has changed!

Anderson Community	August 22	Liberty-PerryAugust 12
Blackford CountyAugust 15	Mt. PleasantAugust 9
Burrisn/a	Muncie Community	...August 22
CowanAugust 11	Nettle Creekn/a
Del-ComAugust 15	New CastleAugust 16
Heritage HallAugust 19	Randolph Centraln/a
Jay CountyAugust 18	Wes DelAugust 15



Water Bag

Put your sunscreen and other beach items in your bag or take the bag empty and fill it up with treasures you find at the beach.

CRAFT MATERIALS:

Onion or other mesh produce bag
Plastic twine
Plastic clip, key ring, D-clip

1. Weave a length of plastic twine (or other waterproof material) around the onion bag's opening to serve as a drawstring.
2. About halfway around the bag, weave the twine through the loop of a clip or ring, like the kind commonly sold as key chains.

What is Labor Day?

Labor Day is a United States federal holiday observed on the first Monday in September. The holiday originated in 1882 from a desire by the Central Labor Union to create "a day off for the working man". Parades and pro-union demonstrations were central to the holiday at least through the time of World War I.

Today, Labor Day is celebrated by most Americans as the symbolic end of the summer (which symbolically begins on Memorial Day). Congress made Labor Day a federal holiday in 1894.

How do you and your family celebrate Labor Day? Granny spends the day with all of her grandkids in the pool then we have a big cookout with hotdogs and potato salad - YUMMY!

Answers:

Credit Union Word Scramble

1. money
2. deposit
3. teller
4. credit card
5. vault
6. security guard
7. coins
8. members
9. suckers
10. loans

Sea Life Jokes

1. Shrimply delicious.
2. A hot dog.
3. Beached whales.
4. A micro-wave.