

GRANNY'S GOODIES



GOODIE OF THE MONTH



APRIL

Enjoy the sweet life with Fun Dip candy.



MAY

Make a special card for Mother's Day.




JUNE

Make Dad a card too!

Get your Picture Taken with the Easter Bunny at Bethel Branch WGE

Come into the Bethel Branch on
March 26 from 2 p.m. to 5 p.m.
March 27 from 10 a.m. to noon
April 2 from 10 a.m. to noon
April 3 from 10 a.m. to noon

and have your picture taken with the Easter Bunny for a monetary donation to Relay for Life



Credit Union History

The credit union movement began with a simple idea - that people could have a better way of living for themselves and others by putting their savings together and making loans to neighbors and co-workers.

The history of credit unions began in 1844, with a group of weavers in Rochdale, England, who established the Rochdale Society of Equitable Pioneers. They sold shares, or pieces, to members to raise the money needed to buy items at lower than regular prices, and then sold the items at a savings to members. In doing so, they became the first credit union.

The movement then spread to Germany in 1850, Canada in 1901 and the United States in 1908.

Go to Granny's Web site to find the answers:

What's the missing letter?
 J ? M A M J J A S O N D

Granny Online



Car Games

Summer is the time for long car rides to family vacation destinations. Have fun this trip by playing these great car games.

Alphabet Signs:

One person takes the right side of the road and the other person takes the left. The object of the game is to find all of the letters of the alphabet, in order, from A to Z, on signs by the side of the road. You can only use one letter from each sign. The person on the left side has to sit sideways and read signs on the other side of the road. The first person to Z wins.

The Cow Game:

One person or team takes the right side of the road and one takes the left. Keep a count of all the cows you pass throughout the day. But every time you pass a cemetery on your side of the road, you lose all your points. The winner at the end of the day's drive gets a treat!

The Theme Song Game:

One person hums the tune to a favorite TV show. Ex: Suite Life, Wizards of Waverly Place, Gilligan's Island, Flipper, Brady Bunch, etc... the one who guesses does the next song.

BALLS OF ENERGY

These nutritious bites are easy to mass-produce and just as easy for players to pop in their mouths during halftime or whenever they need a boost.

Ingredients

1 small banana

1/2 cup chunky peanut butter

1/2 cup toasted wheat germ

Finely chopped peanuts, mini-chocolate chips, or shredded coconut for coating

Instructions

In a medium bowl, mash together the banana and the peanut butter. Stir in the wheat germ. Roll individual tablespoons of the mixture into balls, then roll the balls in one, or a mix, of the coatings listed above. Chill until firm. Makes 14 balls.

Plant Pals

Your family may not get your "bad hair day" jokes, but the fun of this grassy-haired friend won't be lost on you. Like a Chia Pet, this project requires just a sprinkling of seeds, a bit of sun, and a few drops of patience.



Materials

One 9- or 12-ounce plastic cup

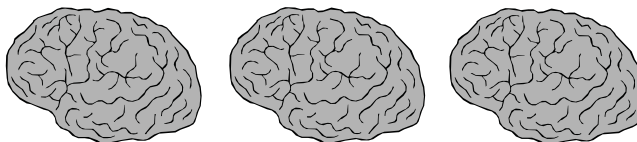
1 to 1 1/4 cups of potting soil

1 tablespoon of grass seeds

Decorations, such as office dot stickers, markers, and ribbon (for safety, it should measure less than 6 inches long)

Instructions

1. Fill the cup halfway with soil. Divide the remaining soil in two, add the seeds and stir them into one of these halves. Tip: To speed germination, you can first soak the seeds in water overnight.
2. Spoon the seed-filled soil into the cup, then top it with the remaining soil (this final layer should be about 1/8 to 1/4 inch deep). Water the soil well.
3. Decorate the cup with stickers and markers. Finally, leave the plant in a warm, sunny spot to sprout. Water as necessary to keep the soil about as wet as a damp sponge.



Rainy Brainy Teaser

Brian, Nick, Kevin, Henry and Sam were walking around a lake during their vacation in monsoon season. Brian wore a rain coat and also had a water proof cap. Kevin and Henry felt reasonably comfortable with their umbrellas. Henry offered Sam his umbrella. But none made any such offer to poor Nick who had nothing to protect himself with. He did not get drenched in rain, however. How is it possible?

Word Scramble

Unscramble these words to complete the sentences about money.

1. A [aels] _____ is the name of a sea mammal and also the word for a symbol on the face of a dollar note.
2. Currency is printed using a machine called a [gritsinpserpn] _____.
3. If cows had a word for money, it might be [ahmolo] _____.
4. Whether it's paper or coins, it's all [oeynm] _____.
5. \$100,000 is the highest [onmntaediion] _____ note that the Bureau of Engraving and Printing has ever produced.
6. The security features included in \$20 notes beginning in 2003 make them more difficult to [otniuecrfte] _____.
7. [gakecebrn] _____ is a slang term for American currency. It came about because of the color on the back of the notes.
8. Benjamin [nrnakifl] _____ was one of the authors of the Declaration of Independence. He's also on the \$100 dollar note.
9. \$1, \$5, \$10, and \$20 are all denominations of currency or [eotns] _____.
10. When you put money into a savings or checking a count, it's called, "making a [tdsiop] _____. When you take money out, it's called a "withdrawal."

Tic-Tac-Tub

Everyone knows how to play tic-tac-toe, but how do you do it in the bathtub? Easily, if you've got colorful Fun Foam, which is able to stick to bathtub walls.

Materials


Fun Foam
Scissors
Ruler
Pencil


Instructions

1. Cut the Fun Foam into a tic-tac-toe grid, first use the ruler and pencil to divide a sheet into 9 equal squares. Cut out the grid so each line is roughly 3/4 inch wide.
2. Cut out at least 6 of one shape (try starfish, whales, sailboats, or Xs and Os) and 6 of another shape, making sure each fits within the squares of the grid.
3. Wet the pieces of foam and stick them to the sides of the tub.
4. Pick who will go first. The player with the pruniest fingers gets to go first.

MONEY MATTERS

The new \$5 bill is safer, smarter and more secure because of the security features. The bills are difficult for counterfeiters to reproduce well, they often do not try, hoping that cash handlers and the public will not check their money. One aspect is microprinting. The printing is so small, microprinted words are hard to replicate. The re-designed \$5 bill features microprinting on the front of the bill in three areas: the words "FIVE DOLLARS" can be found repeated inside the left and right borders of the bill; the words "E PLURIBUS UNUM" appear at the top of the shield within the Great Seal; and the word "USA" is repeated in between the columns of the shield. On the back of the bill the words "USA FIVE" appear along one edge of the large purple "5" low-vision feature.





Can you find the ten differences between these two Grannys?

1. _____
2. _____
3. _____
4. _____
5. _____
6. _____
7. _____
8. _____
9. _____
10. _____



How many words can you make using the letters in...

WGE Federal Credit Union

The Star Spangled Banner

In 1814, Francis Scott Key wrote the poem, "Defense of Fort McHenry." The poem was later put to the tune of John Stafford Smith's "The Anacreontic Song" and retitled "The Star Spangled Banner." Congress proclaimed "The Star Spangled Banner" the U.S. National Anthem in 1931.

Before 1931, other songs served as the hymns of American officialdom. "Hail, Columbia" served this purpose at official functions for most of the Nineteenth Century. "My Country, 'Tis of Thee," whose melody was derived from the British national anthem, also stood in as a national anthem before the adoption of "The Star-Spangled Banner." Following the War of 1812 and subsequent American wars, other songs would emerge to compete for popularity at public events, among them "The Star-Spangled Banner."

ANSWERS

- Word Scramble:**
 1. seal
 2. printing press
 3. moolah
 4. money
 5. denomination
 6. counterfeit
 7. greenback
 8. Franklin
 9. notes
 10. deposit
- Granny Differences:**
 1. hat band
 2. glasses
 3. earrings
 4. mouth
 5. hand
 6. WGE logo
 7. length of apron
 8. socks
 9. shoes
 10. she's flipped
- Teaser:**
 It wasn't raining!